

TEL. 9554725, 55110031

PABX-575,

Mail: fxdeal@janatabank-bd.com

Exchange Rate Circular - 138

EFFECTIVE DATE: 05-07 Aug 2021

JANATA BANK LIMITED

TREASURY DEPT.(FRONT OFFICE)

HEAD OFFICE, DHAKA

INDICATIVE ONLY: Rates may vary in the

same day

For Previous Rate Sheet Click

<https://goo.gl/URA0t4>

DATE : 05 Aug 2021

Thursday

A) CROSS RATE OF SYD, TOK, HKG & S.E ASIAN MARKETS AS ON 05/08/2021

	GBP/USD	EUR/USD	USD/JPY	USD/C.DLR	USD/S.FRA	AUD/USD
SELLING	1.3893	1.1836	109.6700	1.2437	0.9072	0.7445
BUYING	1.3889	1.1833	109.7000	1.2437	0.9077	0.7445

B) JANATA BANK LTD'S CASH

CURRENCY & T.C TO PUBLIC TK PER UNIT OF FOREIGN CURRENCY

SELLING	CURRENCY	BUYING	SELLING	CURRENCY	BUYING
86.9000	US Dollar	84.5000	23.5000	Saudi Riyal	20.7000
117.5000	G. B. Pound	111.5000	24.0000	UAE. Dirham	21.5000
103.7000	Euro	100.0000	20.8000	MAL.Ringit	18.0000
63.7453	Aus. Dollar	54.2953	1.2400	Indian Rupee	1.1500

BE SAME AS SELLING T.T.& O.D AND BUYING O.D. TRANSFER

SELLING		NAME OF CURRENCY	BUYING			
T.T.& O.D.	B.C.		T.T.CLEAN	T.T.DOC	O.D.SIGHT EXP.BILLS	O.D. TRANSFER
84.9500	84.9500	US Dollar	84.2000	84.1500	84.1000	83.9000
120.1018	120.2435	G. B. POUND	116.4732	116.2982	116.0548	115.5915
102.5925	102.8280	EURO	98.6965	98.0400	97.8975	97.7050
0.7978	0.8041	JP.YEN	0.7707	0.7638	0.7626	0.7122
70.3070	70.4851	CAN.DLR	68.8870	68.8091	68.6004	67.9460
95.0847	95.2473	SWISS.FRANC	93.5789	93.3797	93.2774	92.7372
223.0000	223.0002	OMANIAN RIYAL	219.1501	211.9164	211.2743	203.0454
11.2500	11.4095	H.K.DLR	10.8996	10.8881	10.8563	10.8245
63.7693	66.4820	SING.DLR	62.7294		61.4799	57.7550
2.5897	2.5941	THI.BAHT	2.5576		2.5475	2.5400
20.3221	20.3415	MAL.RINGIT	20.0710		19.9912	19.9327
23.3023	23.3105	UAE.DIRHAM			22.9803	22.9962
22.8152	22.8732	SAUDI RIYAL			22.5055	22.4400
20.5000	21.8563	QATAR RIYAL				19.0000
280.9017	288.2570	KUWAIT DINAR				251.0000
224.7528	225.0000	BAHRAIN DINAR				216.0355
13.5946	14.1949	CHINESE YUAN				12.5000

D) USANCE RATE:	30 DAYS	60 DAYS	90 DAYS	120 DAYS	150 DAYS	180 DAYS
US Dollar	83.5988	83.1077	82.6165	82.1253	81.6342	81.1430
G. B. POUND	115.3754	114.6959	113.7253	113.3371	112.6577	111.9782
EURO	97.3218	96.7460	95.9236	95.5946	95.0189	94.4431

E) FORWARD RATE:		1 MONTH	2 MONTHS	3 MONTHS	6 MONTHS	1 YEAR
SELLING	US Dollar	85.5270	85.8040	86.1309	87.3119	0.0000
BUYING	US Dollar	84.6053	85.0604	85.3158	86.5315	0.0000


F) NFCD INTT RATE, EFFECT ON: 01.08.2021 To 15.08.2021	1 MONTH	3 MONTHS	6 MONTHS	12 MONTHS
US Dollar	0.08342	0.13391	0.15175	0.24152
G. B. POUND	0.05275	0.07656	0.09888	0.19564
EURO	0.00000	0.00000	0.00000	0.00000


G) LIBOR AS ON 04/08/2021 , 60 DAYS 0.10675 90 DAYS 0.12175 180 DAYS 0.15500


H) INDICATIVE RATE OF 01 SDR ,USD WITH NTL, CUR OF ACU MEMBERS AS IMF RATE 30/07/2021	IN.RS	N.RS	SL.RS	PK.RS	BD TK	USD
USD 1	74.3871	110.8496	176.3475	135.5388	84.5800	
SDR 1	106.2821	158.3787	251.9603	193.6540	120.8455	1.4288

IN CASE OF AUS. DOLLAR CASH RATE WILL BE USED FOR T.T ALSO

Rates mentioned in row C, D, E and F are applicable only for bank's own customers.


Md. Nur Islam
PO
Prepared By


Syeda Hasinatul Jannat
SPO
Checked By


Shipra Biswas
AGM
Authorized Signature


Md. Yakut Mia
DGM
Authorized Signature